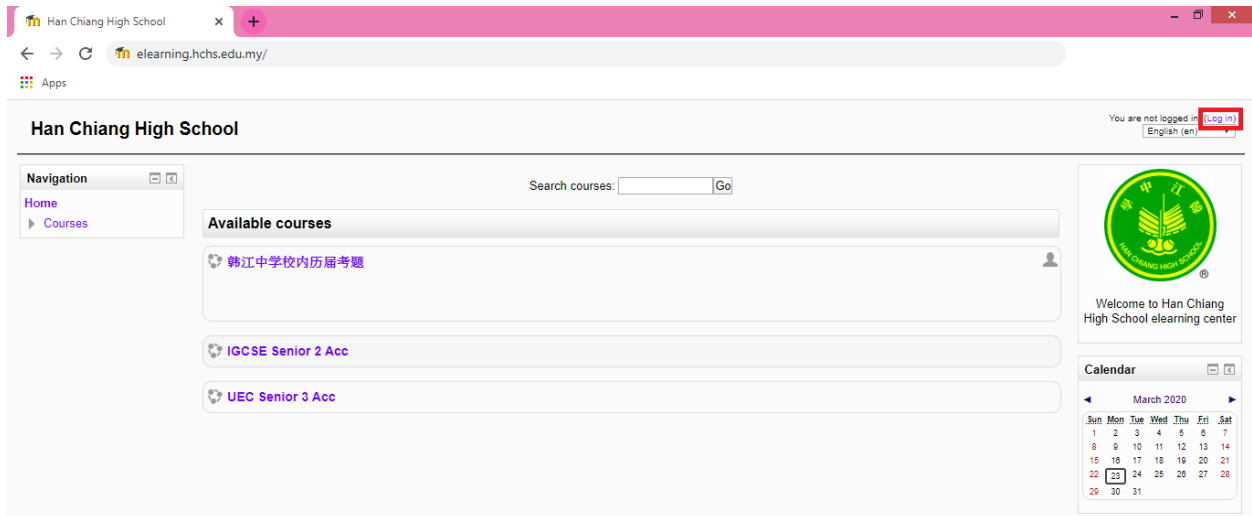


# Moodle 学生版使用指南

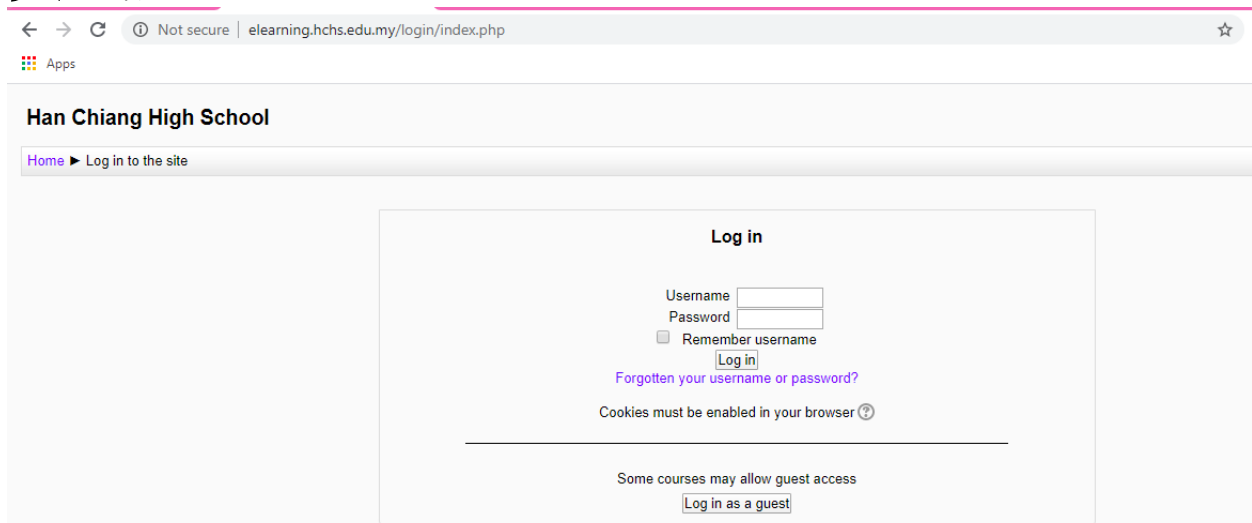
线上课堂已开放: <http://elearning.hchs.edu.my/>

## 如何登录网上学习平台

步骤 1: 点击“Log in”(红格子)



步骤 2: 填入 Username 和 Password



Username 会是同学们的学号

如果你从来没有登入过 Moodle, 密码请使用”Hc 同学们学号+”

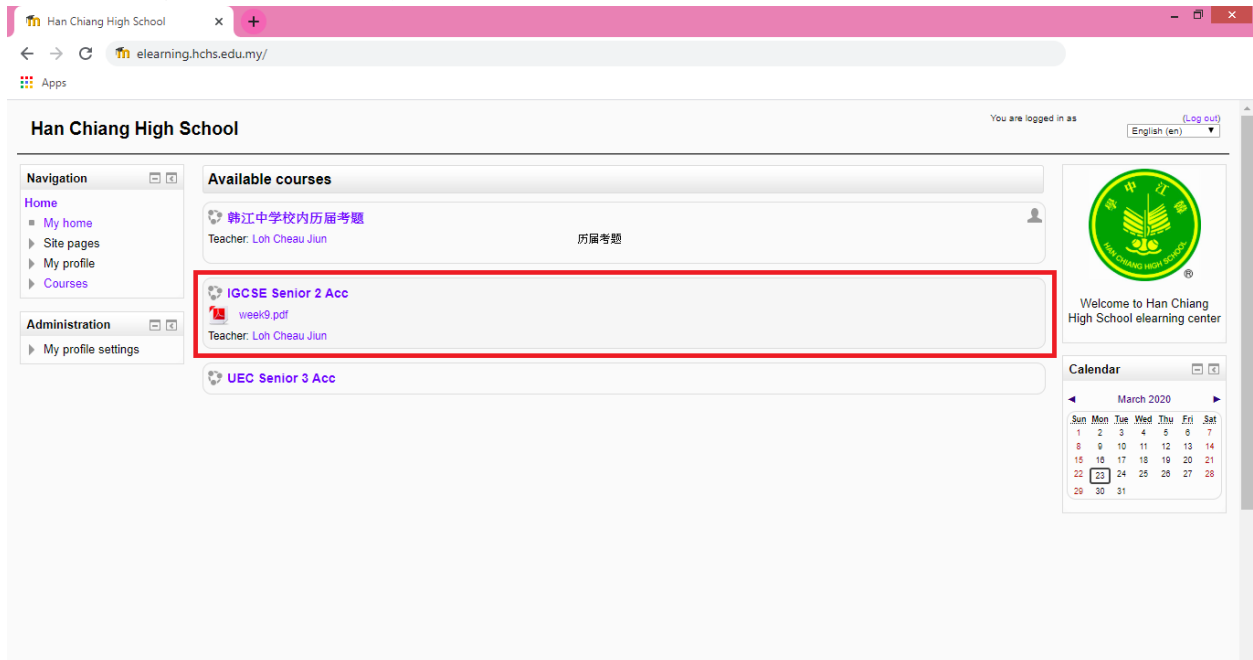
例如:

Username: 160001

Password: Hc160001+-

## 如何下载(Download)文件在网上学习平台

### 步骤 1: 选择您所要下载的科目

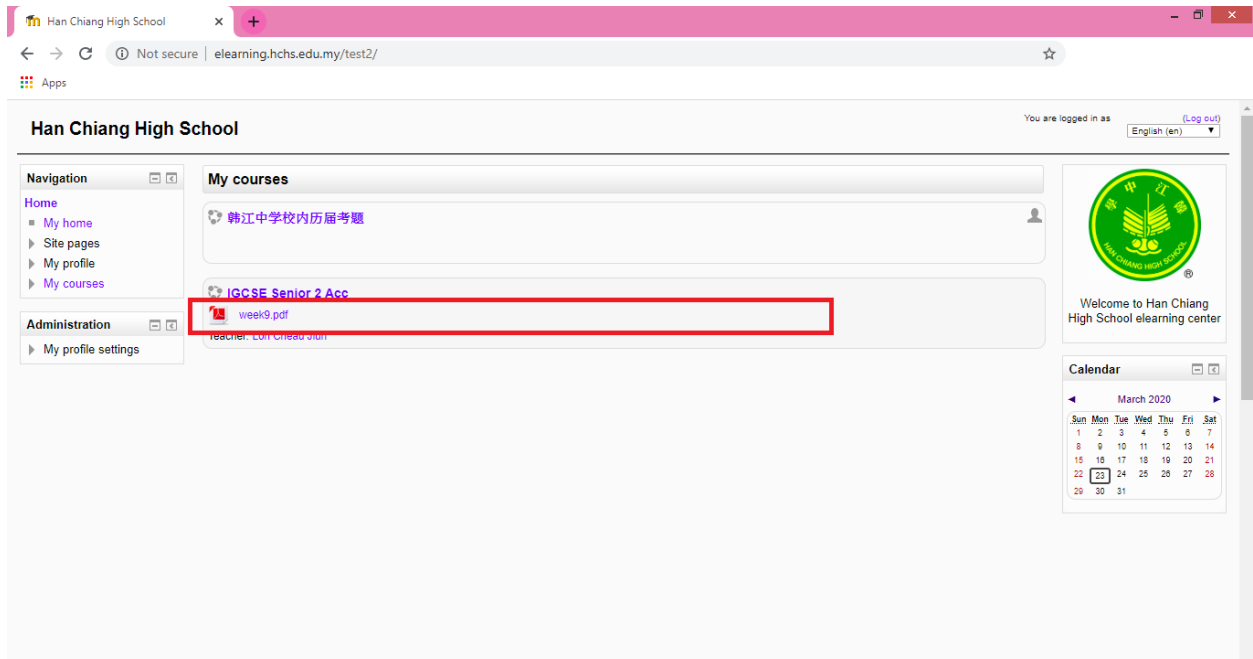


The screenshot shows the elearning platform interface for Han Chiang High School. The user is logged in as 'English (en)'. The 'Available courses' section lists three courses:

- 韩江中学校内历届考题 (Teacher: Loh Cheau Jun)
- IGCSE Senior 2 Acc** (week9.pdf, Teacher: Loh Cheau Jun) - This course is highlighted with a red box.
- UEC Senior 3 Acc

The interface also includes a navigation menu on the left, a calendar for March 2020 on the right, and a welcome message from the elearning center.

### 步骤 2: 点击您想下载的文件后, 此文件将会自动下载。下载后, 你选择的文件夹里或是 Downloads 文件夹里



The screenshot shows the elearning platform interface for Han Chiang High School. The user is logged in as 'English (en)'. The 'My courses' section lists three courses:

- 韩江中学校内历届考题
- IGCSE Senior 2 Acc** (week9.pdf, Teacher: Loh Cheau Jun) - This course is highlighted with a red box.
- UEC Senior 3 Acc

The interface also includes a navigation menu on the left, a calendar for March 2020 on the right, and a welcome message from the elearning center.

## 如何呈交功课在网上学习平台

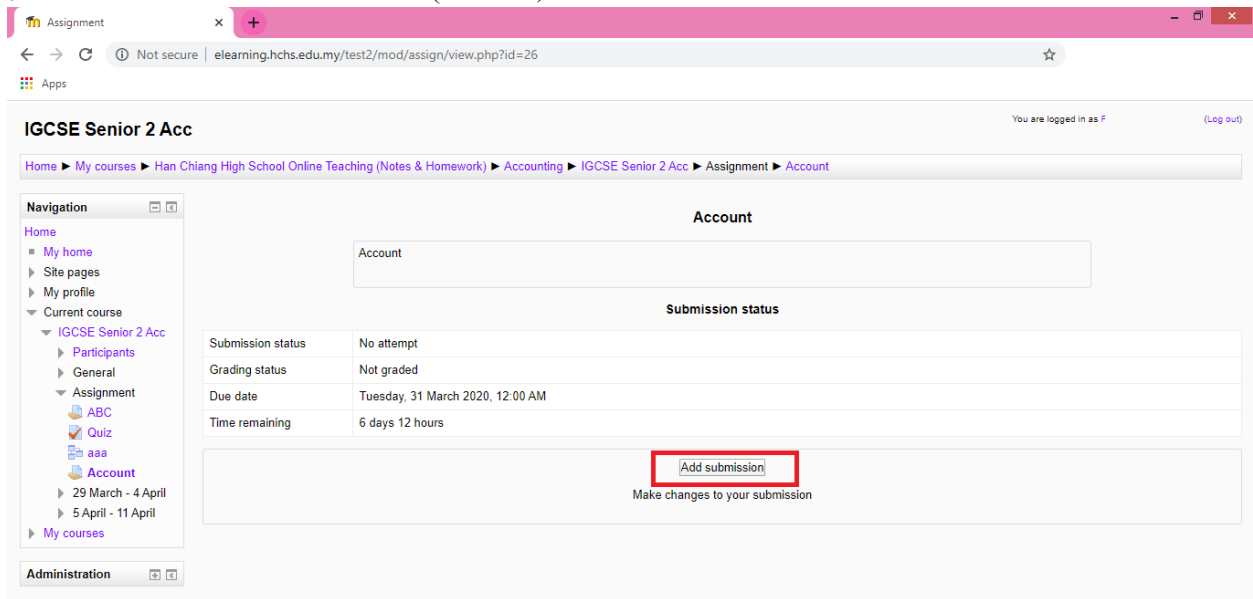
### 步骤 1: 选择您所要呈交功课的科目

The screenshot shows the elearning.hchs.edu.my website. The 'Available courses' section is highlighted with a red box. It lists three courses: '韩江中学校内历届考题' (Teacher: Loh Cheau Jiun), 'IGCSE Senior 2 Acc' (with a 'week9.pdf' icon and Teacher: Loh Cheau Jiun), and 'UEC Senior 3 Acc'. The 'IGCSE Senior 2 Acc' course is the one to be selected for the next step.

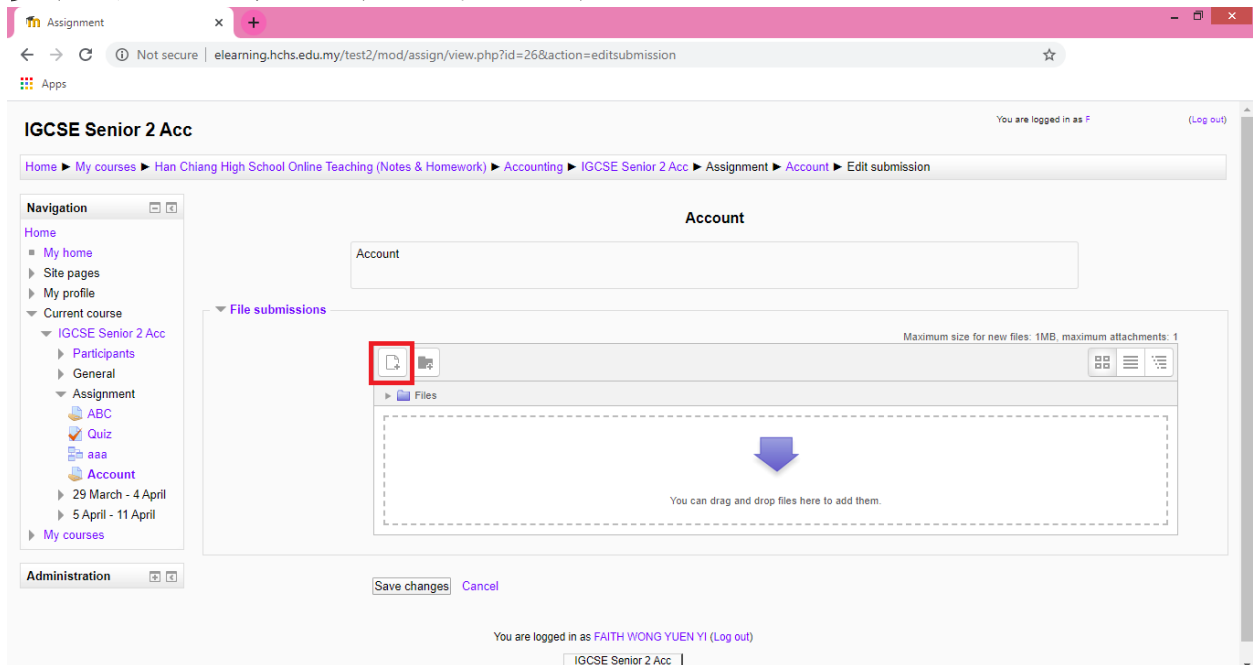
### 步骤 2: 选择您所要呈交的功课名称

The screenshot shows the course page for 'IGCSE Senior 2 Acc'. The 'Assignment Home Work' section is highlighted with a red box. It lists two assignments: '29 March - 4 April' and '5 April - 11 April'. The 'Account' icon is highlighted with a red box, indicating the assignment to be submitted.

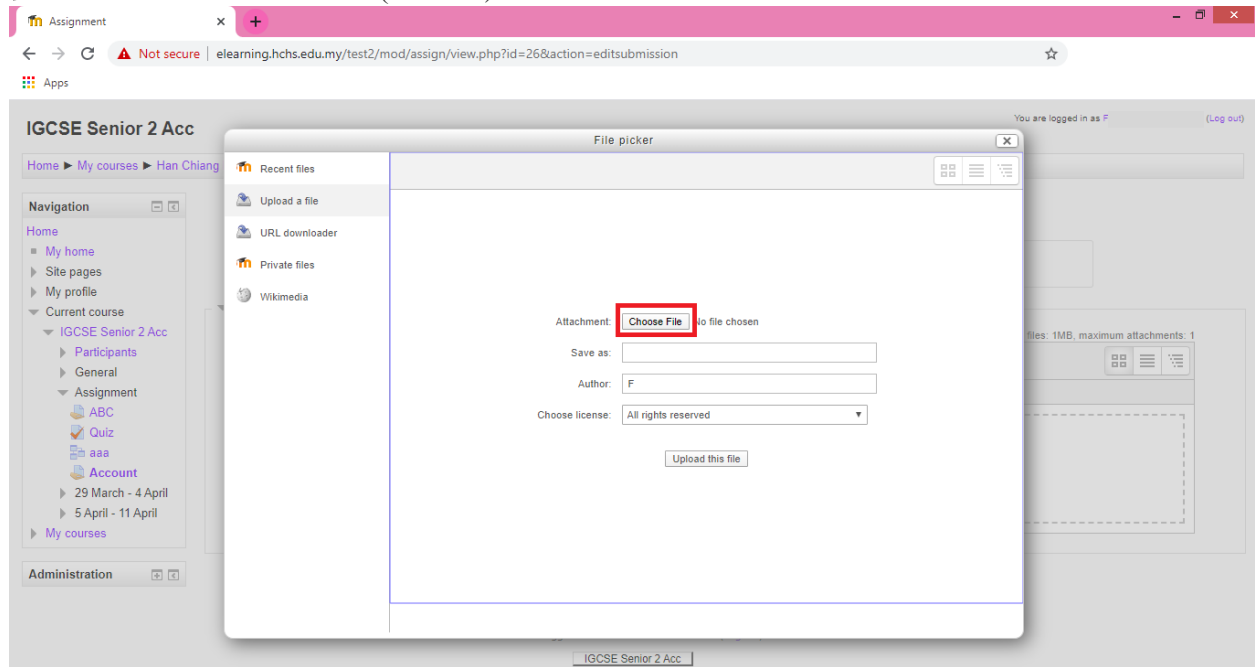
### 步骤 3: 点击“Add submission”(红格子)



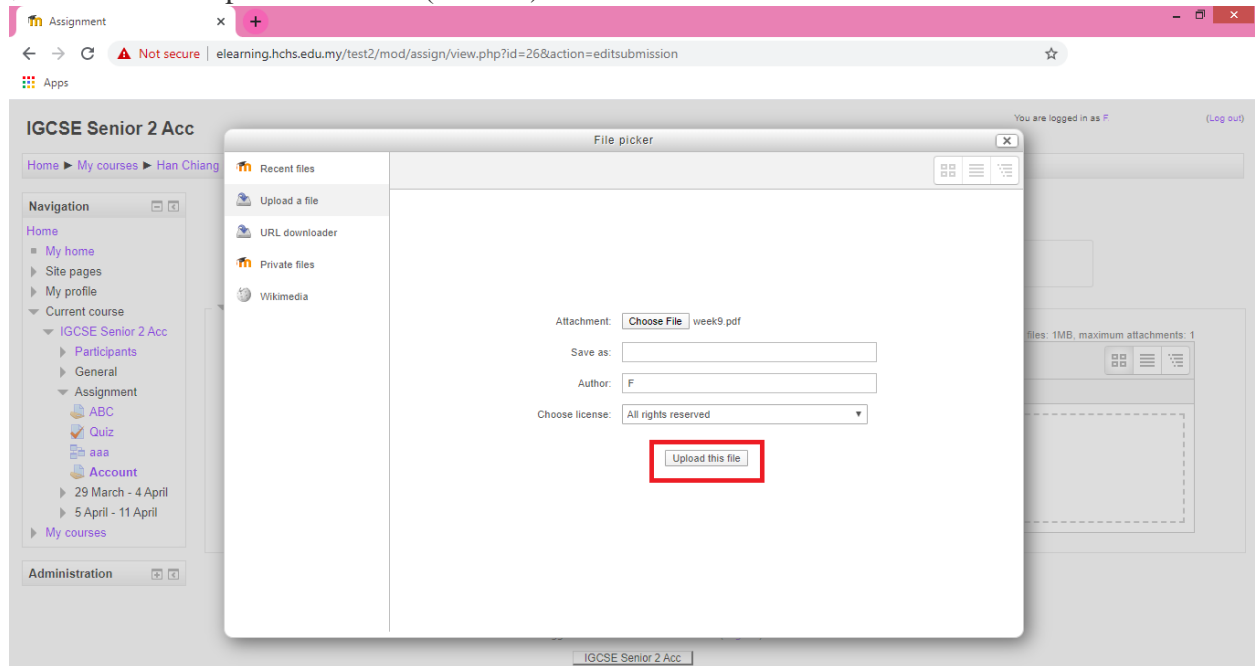
### 步骤 4: 点击红格子中的图标上传您的功课



## 步骤 5: 点击“Choose File” (红格子)



## 步骤 6: 点击“Upload this file” (红格子)



## 步骤 7: 您所上载的文件将会出现在红格子里

The screenshot shows a web browser window with the URL `elearning.hchs.edu.my/test2/mod/assign/view.php?id=26&action=editsubmission`. The page title is "IGCSE Senior 2 Acc". The breadcrumb trail is: Home > My courses > Han Chiang High School Online Teaching (Notes & Homework) > Accounting > IGCSE Senior 2 Acc > Assignment > Account > Edit submission. On the left, a navigation menu is visible. The main content area is titled "Account" and contains a form with an "Account" input field. Below this is a "File submissions" section. A red rectangular box highlights the file upload area, which includes a "Files" folder icon, a "Maximum size for new files: 1MB, maximum attachments: 1" notice, and a single file named "week9.pdf" with a PDF icon. At the bottom of the page, there are "Save changes" and "Cancel" buttons.

## 步骤 8: 点击“Save changes” (红格子)

This screenshot is identical to the previous one, showing the same Moodle assignment submission page. The only difference is that the "Save changes" button at the bottom of the page is now highlighted with a red rectangular box. The rest of the page content, including the navigation menu, breadcrumb trail, and file submission area, remains the same.

# 如何做选择题或配对题功课在网上学习平台

## 步骤 1: 选择您所要做的功课的科目

The screenshot shows the elearning.hchs.edu.my website. The 'Available courses' section is highlighted with a red box. It lists three courses: '韩江中学校内历届考题' (Teacher: Loh Cheau Jiun), 'IGCSE Senior 2 Acc' (with a red 'week9.pdf' icon and Teacher: Loh Cheau Jiun), and 'UEC Senior 3 Acc'. The 'IGCSE Senior 2 Acc' course is the one to be selected for the next step.

## 步骤 2: 点击“Attempt quiz now” (红格子)

The screenshot shows the 'IGCSE Senior 2 Acc: Account' page. The 'Attempt quiz now' button is highlighted with a red box. The page displays the course title, grading method ('Highest grade'), and a navigation menu on the left. The 'Attempt quiz now' button is located in the center of the page.

### 步骤 3: 当您选择完毕您的答案后, 点击“Next”(红格子)

Account

Not secure | elearning.hchs.edu.my/test2/mod/quiz/attempt.php?attempt=10

Apps

IGCSE Senior 2 Acc

You are logged in as F (Log out)

Home > My courses > Han Chiang High School Online Teaching (Notes & Homework) > Accounting > IGCSE Senior 2 Acc > Assignment > Account

Quiz navigation

1 2 3 4 5 6

Finish attempt ...

Question 1

Not yet answered  
Marked out of 1.00

Flag question

The ulna is a long bone in which part of the body?

Select one:

a. Leg

b. Arm

c. Ear

d. Neck

Next

You are logged in as F (Log out)

IGCSE Senior 2 Acc

### 步骤 4: 当全部题目做完后, 点击“Submit all and finish”(红格子) 如果有想更改的答案就点击“Return to attempt”

Account

Not secure | elearning.hchs.edu.my/test2/mod/quiz/summary.php?attempt=10

Apps

IGCSE Senior 2 Acc

You are logged in as F (Log out)

Home > My courses > Han Chiang High School Online Teaching (Notes & Homework) > Accounting > IGCSE Senior 2 Acc > Assignment > Account > Summary of attempt

Quiz navigation

1 2 3 4 5 6

Finish attempt ...

Account

Summary of attempt

Question	Status
1	Answer saved
2	Answer saved
3	Answer saved
4	Answer saved
5	Answer saved
6	Answer saved

Return to attempt

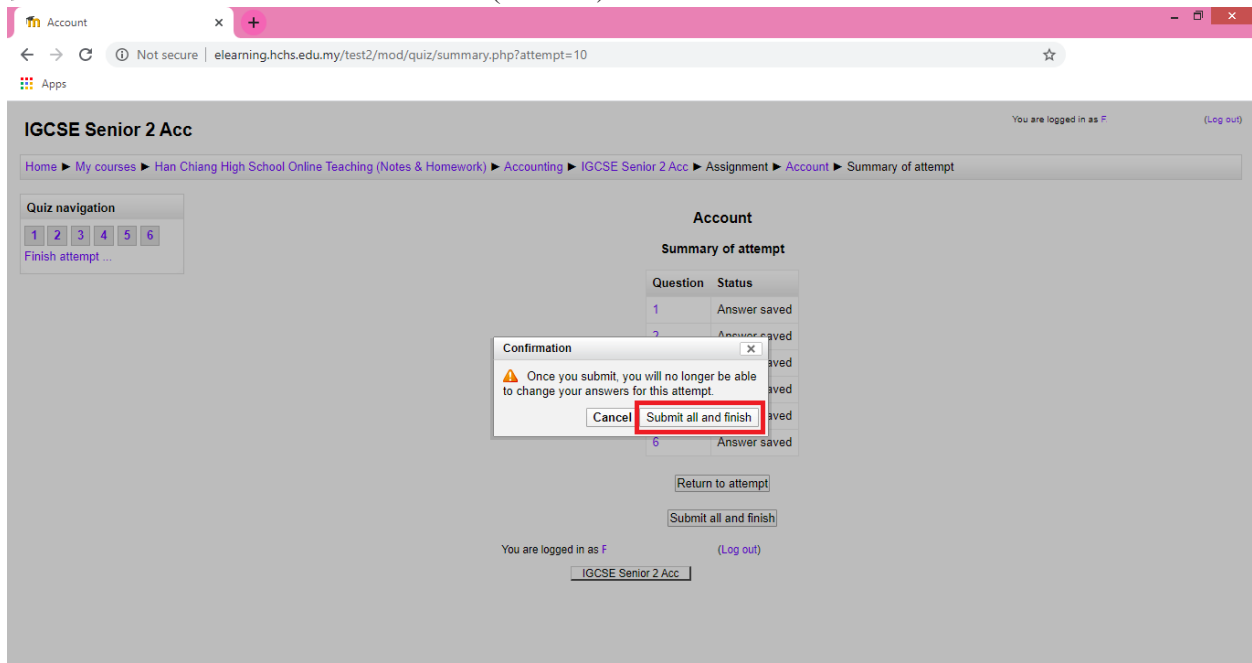
Submit all and finish

You are logged in as F (Log out)

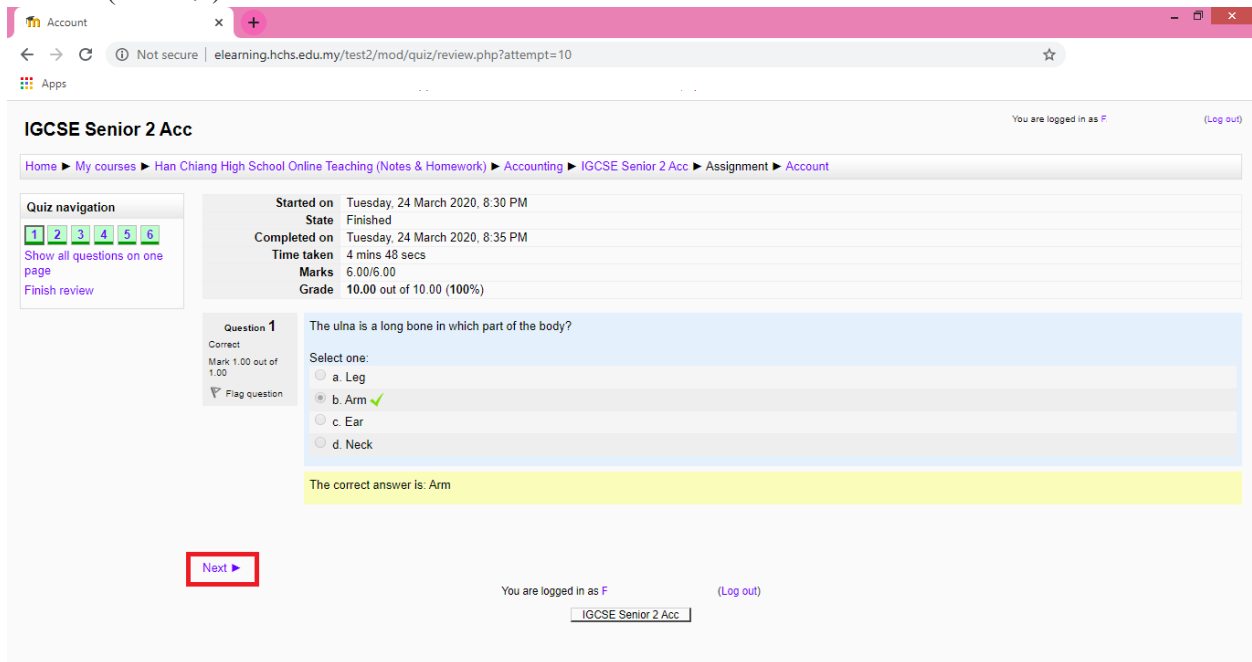
IGCSE Senior 2 Acc



### 步骤 5: 点击“Submit all and finish” (红格子)



### 步骤 6: 您将会马上看到您所答的题目是否对和正确的答案，想看下一题的答案点击“Next” (红格子)



步骤 7: 当您看到最后一题时, 点击“Finish review”(红格子) 您将会看到你的分数

The screenshot shows a web browser window with the URL `elearning.hchs.edu.my/test2/mod/quiz/review.php?attempt=10&page=5`. The page title is "IGCSE Senior 2 Acc". The breadcrumb trail is: Home > My courses > Han Chiang High School Online Teaching (Notes & Homework) > Accounting > IGCSE Senior 2 Acc > Assignment > Account. The user is logged in as 'F'.

**Quiz navigation**

1 2 3 4 5 6

Show all questions on one page

Finish review

**Question 6**

Correct

Mark 1.00 out of 1.00

Flag question

Which color is not represented on the Mexican flag?

Select one:

- a. Yellow ✓
- b. White
- c. Red
- d. Green

The correct answer is: Yellow

**Finish review**

You are logged in as F (Log out)

IGCSE Senior 2 Acc